PART NO.	SEE TABLE 1

REVISIONS			
LTR	DESCRIPTION	DATE	APPROVED
B	Initial Release for Manufacture	02/25/04	Johnw

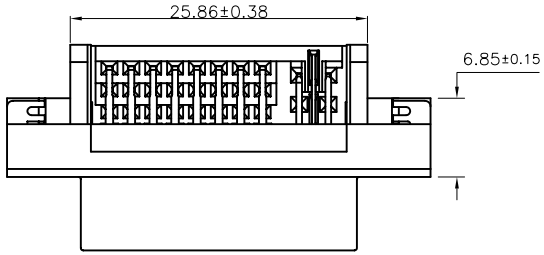

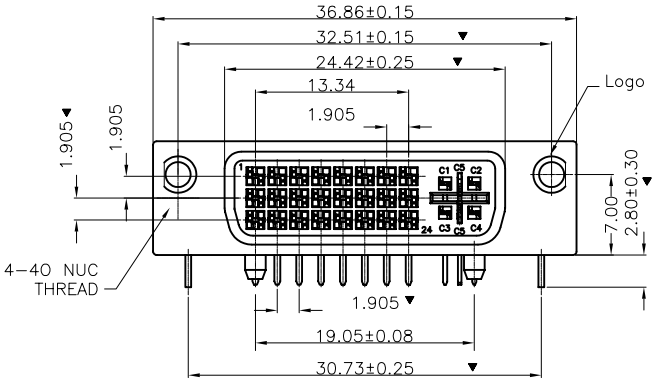

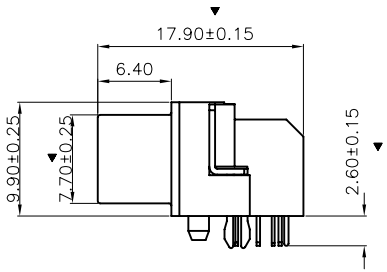

TABLE 1

PART NO.	PLATED	COLOR FOR THE PLASTIC
001-01-00054	30 U" GOLD	GRAY
001-01-00053	15 U" GOLD	GRAY
001-01-00052	GOLD FLASH	GRAY
001-01-00051	30 U" GOLD	WHITE
001-01-00050	15 U" GOLD	WHITE
001-01-00049	GOLD FLASH	WHITE
001-01-00048	30 U" GOLD	BLACK
001-01-00047	15 U" GOLD	BLACK
001-01-00046	GOLD FLASH	BLACK

NOTES:

1.ENVIRONMENTAL: TEMPERATURE RANGE -20° TO +80°
2.ELECTRICAL:
RATED: 1.5A @ 40V AC (ms)
CONTACT RESISTANCE: 20 MILLIOHMS MAXIMUM
INSULATION RESISTANCE: 1000 MEGOHMS MINIMUM
DIELECTRIC WITHSTANDING VOLTAGE:500V AC (ms)
3.MECHANICAL:
MATING FORCE: 10 LB.(4.5Kg) MAXIMUM
UNMATING FORCE: 2.2LB.(1Kg) MINIMUM,8.8LB.(4Kg)MAXIMUM
4.MATERIAL:
HOUSING: GLASS FILLED THERMOPLASTIC,NATURAL,UL 94V-0
CONTACT: PHOSPHOR BRONZE
SHELL :NICRELOVER CU PLATED
BOARD LOCK : ZINC ALLOY,TIN PLATED
5.MARKER ▼ MUST CONTROL BY QC

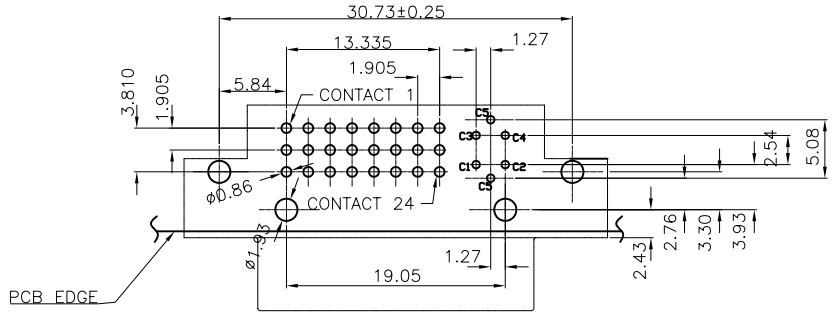

PC BOARD MOUNTING PATTERN
COMPONENT SIDE

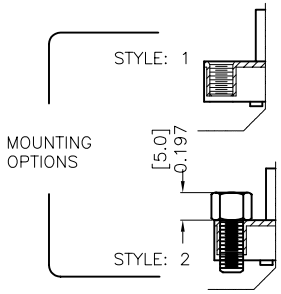

NO	DESCRIPTION	Q'TY	UNIT

DIMENSION ARE MILLIMETERS
TOLERANCES ARE :
DECIMALS .X ± 0.30 .XX ± 0.20
ANGLES ±3°
DIMENSION IN BRACKET [X.XX] ARE INCHES TOLERANCES ARE :
DECIMALS .XX ± .XXX ±
ANGLES ±
DO NOT SCALE DRAWING

APPROVALS		DATE
DRAWN	Johnw	02/25/04
CHECKED		

E-GREEN ENTERPRISE CO., LTD.

DVI CONNECTOR INTEGRATED
24+5 SOCKET RIGHT ANGLE TYPE

SIZE	SCALE :	DRAWING NO.	REV.
			B

ID NO. XXXXXXXXXX SHEET 1 OF 1