PART NO.	SEE TABLE

REVISIONS			
LTR	DESCRIPTION	Drawing	DATE
A0	ease for ManufactureInitial Rel	JIANG	10/20'04

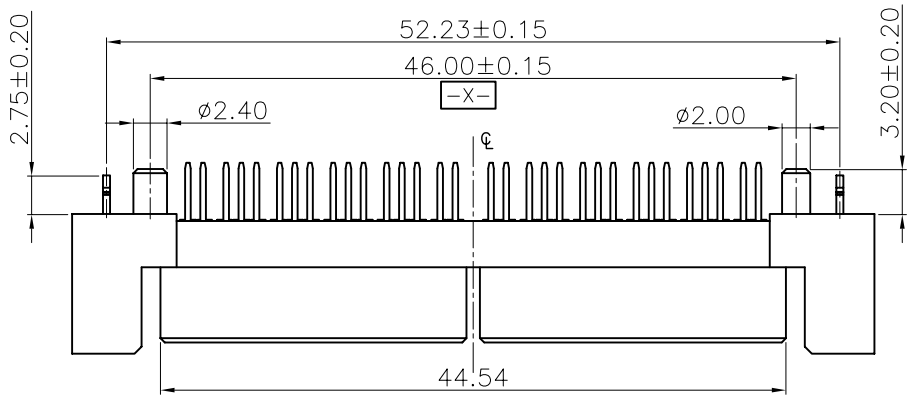

020-01-00081	15u"
020-01-00082	GOLD FLASH
ASSEMBLY PART NO.	Au PLATING

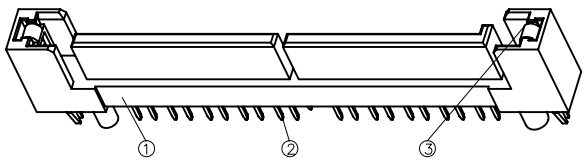

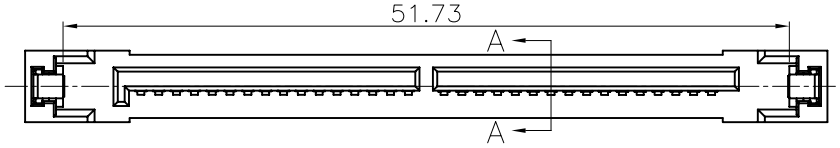

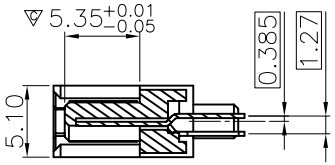

SECTION A-A

NOTES:

1. METERIAL:
   HOUSING: LCP UL94V-0, COLOR: BLACK .
   CONTACT: COPPY ALLOY.
   BOARD LOCK: COPPY ALLOY.
2. FINSH:
   CONTACT: GOLD PLAING ON CONTACT AREAS(SEE TABLE);
   TIN (LEAD-FREE) PLATED ON SOLDER TAILS;
   NICKEL UNDERPLATE OVER ALL.
   BOARD LOCK: TIN (LEAD-FREE) PLATED ON SOLDER TAILS;
   NICKEL UNDERPLATE OVER ALL.
3. THE MARK ▽ DEMENSIONS MUST BE CONTROLD BY QC.
4. PRODUCT SPECIFICATION REFERENCE TO ******.
5. PACKAGING SPECIFICATION REFERENCE TO ******.

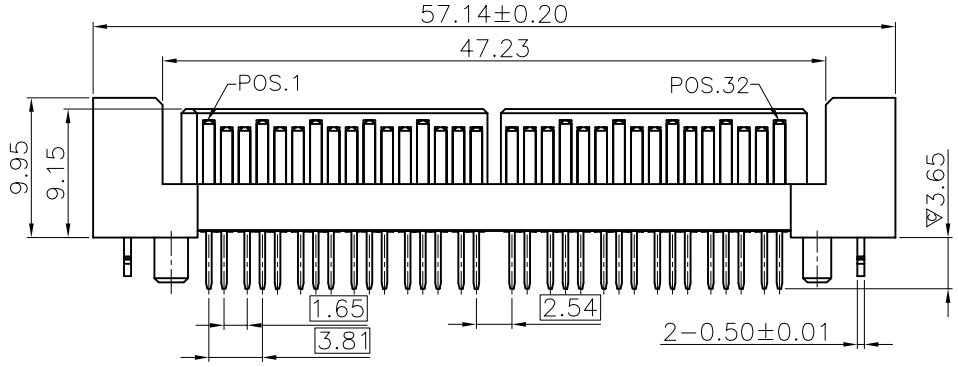

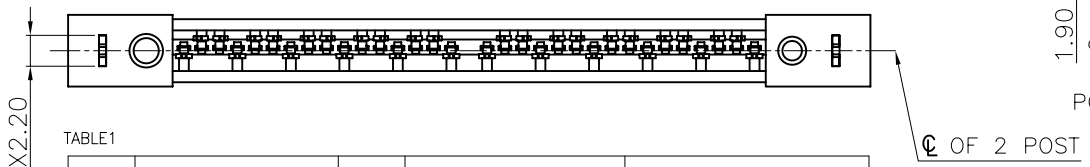

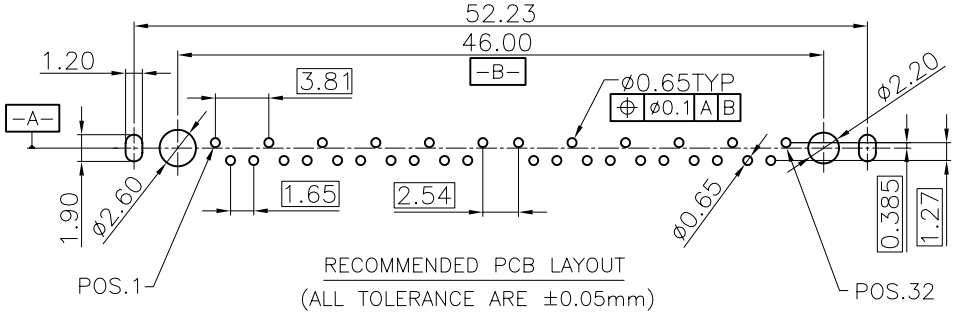

RECOMMENDED PCB LAYOUT
(ALL TOLERANCE ARE ±0.05mm)

TABLE1

ITEM	DESCRIPTION	Q'TY	MATERIAL	FINISH
3	BOARD LOCK	2	COPPER ALLOY	NI UNDERPLATING TIN PLATED ON SOLDER AREA
2	CONTACT	32	COPPER ALLOY	NI UNDERPLATING TIN PLATED ON SOLDER AREA GOLD PLATING ON CONTACT AREA
1	BASE	1	THERMAL PLASTIC	COLOR:BLACK

NO	DESCRIPTION	Q'TY	UNIT

DIMENSION ARE MILLIMETERS
TOLERANCES ARE :
DECIMALS .X ± 0.30 .XX ± 0.25 ANGLE: X ± 3°
DIMENSION IN BRACKET [X.XX] ARE INCHES
TOLERANCES ARE :
DECIMALS .X ± 0.30 .XX ± 0.20 ANGLE: X ± 3°
DO NOT SCALE DRAWING

APPROVALS		DATE
DRAWN	JIANG	10/20'04
CHECKED		
APPROVALS		

E-GREEN

TITLE:
SAS 32P(MALE) VERTICAL DIP TYPE(W/O PRESS-FIT)
CUSTOMER DRAWING

SIZE	SCALE :	DRAWING NO.	REV.
mm	1 : 1	000150	A0

ID NO. XXXXXXXXXX SHEET 1 OF 1