REV	DESCRIPTION	APPR	CHECK	DRAW	DATE
0	????		ERIC	JANET	----



Ordering Information

SA 1 C 22 – C X 35 X A

Color/Material:
C=Black/LCP
...

Contact Area Plating
5:15? " Gold/LEAD–FREE(100%)TIN
6:30? " Gold/LEAD–FREE(100%)TIN
7:Gold Flash/LEAD–FREE(100%)TIN
...

NOTES:
1.MATERIAL:
HOUSING:THERMOPLASTIC,HIGH TEMP,30% G/F,UL94 V–0
COLOR:BLACK
CONTACT:PHOSPHOR BRONZE
BOARD LOCK:PHOSPHOR BRONZE
2.FINISH:
CONTACT:15u" GOLD/TIN PLATING ON CONTACT AREA
100u" MIN.LEAD–FREE(100%)TIN PLATING ON SOLDERTAILS
50u" MIN.NICKEL UNDERPLATING OVER ALL
BOARD LOCK:100u" MIN.LEAD–FREE(100%)TIN PLATING ON SOLDERTAILS
50u" MIN.NICKEL UNDERPLATING OVER ALL

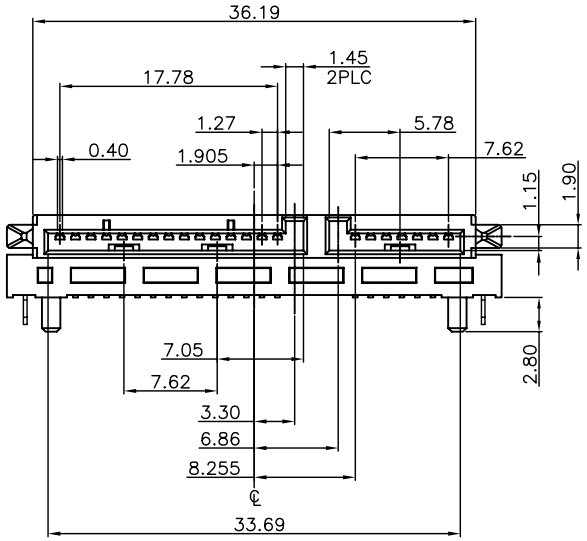

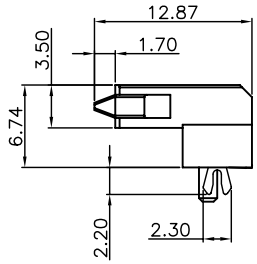

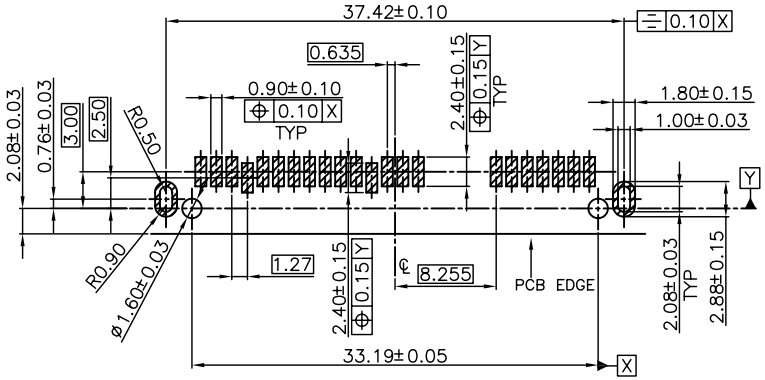

RECOMMEND PCB LAYOUT (T=1.2)
PCB TOLERANCE:±0.05

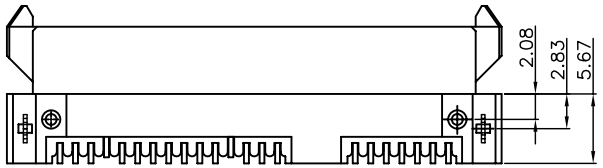

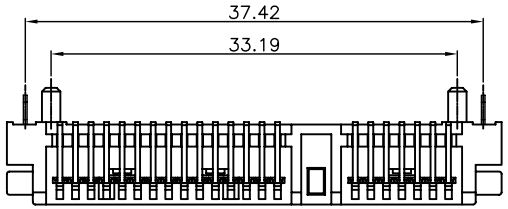

QUALITY SYMBOLS	GENERAL TOLERANCES (UNLESS SPECIFIED)			
		MM		INCH
▼ "0	.X	±0.38	.X	±---
	.XX	±0.25	.XX	±---
	.XXX	±0.13	.XXX	±---
	ANGULAR ±3°			
C "0	DRAFT WHERE APPLICABLE MUST REMAIN WITHIN DIMENSIONS			

SCALE: ---	NUMBER:	E–GREEN ENTERPRISE CO., LTD.
MATERAIL:	HRC:	TITLE: SATA 7+15P FEMALE SMT R/A
DRAWN BY JANET	DATE 050107	
CHECKED BY JAMES	DATE 050107	THIRD ANGLE PROJECTION / REVISE ON CAD ONLY
APPROVED BY	DATE	PART NO. SA1C22–CX35XA / DWG NO. SATA–1035C2A / SHEET NO. 1/1
		A4